

Scaled data based on original data using
LM-79-08 Approved Method: Electrical and Photometric Measurements of Solid-
State Lighting Products

Test Report Prepared for
Cooper Lighting Solutions
(formerly Eaton)

Brand: INVUE

Report Number: P675575

Luminaire Tested: **CCW-SA-2E-750-U-SL3**

Issue Date: 04/25/2023



Test Information

Test Method: LM-79-08
Report Number: P675575
Test Lab: INNOVATION CENTER(G1)
Issue Date: 04/25/2023
Manufacturer: COOPER LIGHTING SOLUTIONS (FORMERLY EATON)
Product Line: INVUE
Catalog Number: CCW-SA-2E-750-U-SL3
Description: INVUE CLEAR CURVE Wall Pack MOUNT LIGHT SQUARE LUMINAIRE @1050mA w/
SL3 distribution lens
Light Source: (32) 5000K CCT, 70 CRI LEDs
Ballast/Driver: ELECTRONIC DRIVER

Summary

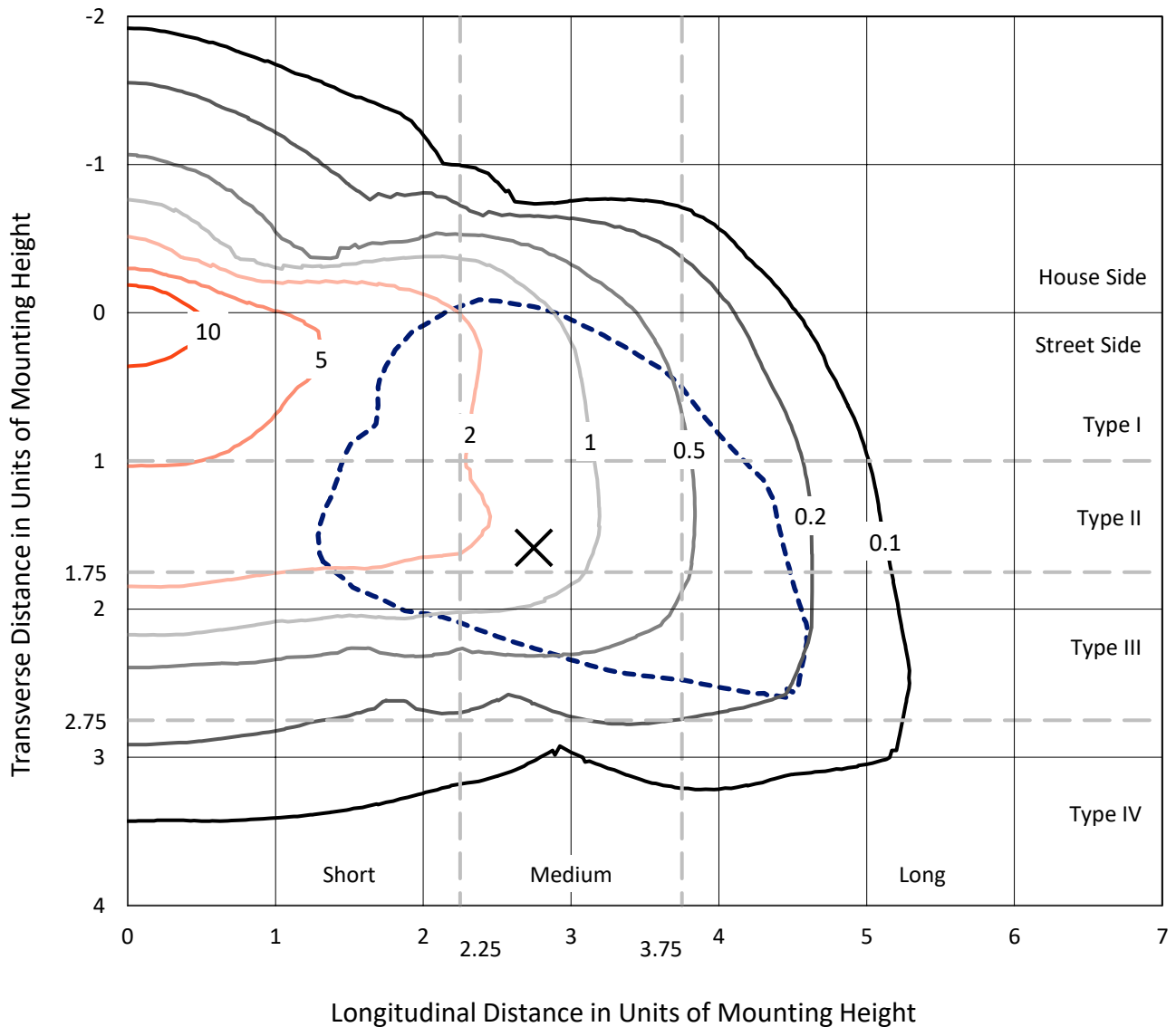
Lumens per Lamp: N/A
Luminaire Lumens: 13828.7 lumens
Efficiency: N/A
Efficacy: 129.7 lumens/watt
Luminous Opening: Rectangular (W 1' x L: 1' x H: 0')
IES Classification: Type III - Medium
BUG Rating: B2 - U0 - G3

Input Watts (W): 106.6
Input Voltage (V): 120
Input Current (Ain): NR
Voltage Rise (V): NR
Power Factor: NR
Total Harmonic Distortion (THDi): NR
Frequency (hertz): 60
Stabilization Time: NR
Operation Time: NR
Ambient Temperature (°C): NR
Test Distance: 25 FT

REPORT NUMBER: P675575
 CATALOG NUMBER: CCW-SA-2E-750-U-SL3

Iso-Footcandle Lines of Horizontal Illumination

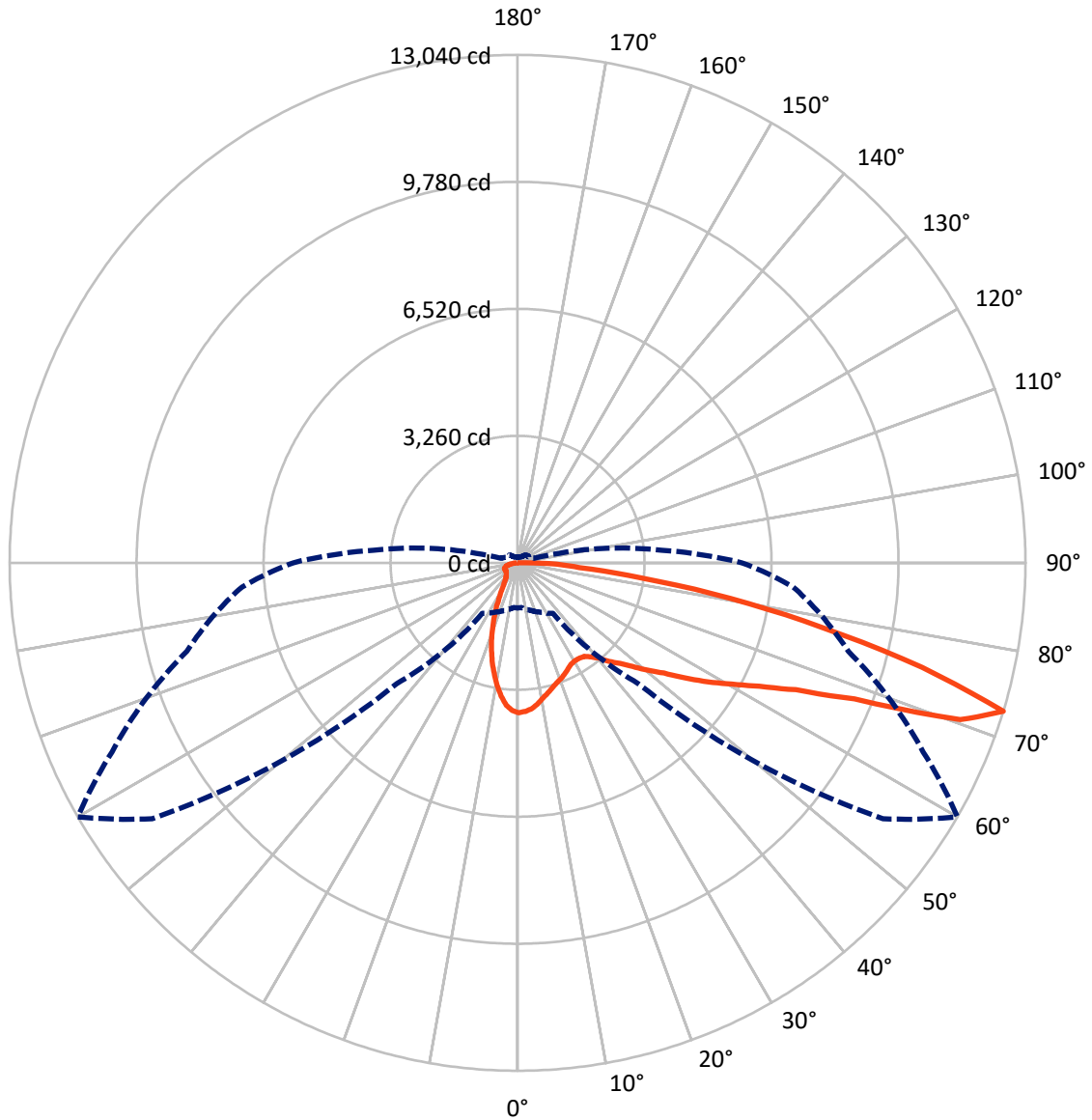
✕ Max cd
 - - - 1/2 Max cd



Based on 15 foot mounting height. Maximum calculated value = 17.1 fc
 Type III - Medium - N/A

REPORT NUMBER: P675575
CATALOG NUMBER: CCW-SA-2E-750-U-SL3

Luminous Intensity Polar Plot



— Vertical Plane Through 60-Deg Lateral - - - Horizontal Cone Through 72.5-Deg Vertical

REPORT NUMBER: P675575
 CATALOG NUMBER: CCW-SA-2E-750-U-SL3

FLUX DISTRIBUTION:

		Downward	Upward	Total
House Side	Lumens	2375.5	0.0	2375.5
	% Fixture	17.2	0.0	17.2
Street Side	Lumens	11453.1	0.0	11453.1
	% Fixture	82.8	0.0	82.8
Total	Lumens	13828.7	0.0	13828.7
	% Fixture	100.0	0.0	100.0

Coefficient of Utilization

ZONAL LUMENS:

Zone	Lumens	% Fixture
0°-10°	333.8	2.4
10°-20°	756.8	5.5
20°-30°	968.6	7.0
30°-40°	1239.1	9.0
40°-50°	1699.5	12.3
50°-60°	2458.1	17.8
60°-70°	3372.1	24.4
70°-80°	2530.4	18.3
80°-90°	470.3	3.4
90°-100°	0.0	0.0
100°-110°	0.0	0.0
110°-120°	0.0	0.0
120°-130°	0.0	0.0
130°-140°	0.0	0.0
140°-150°	0.0	0.0
150°-160°	0.0	0.0
160°-170°	0.0	0.0
170°-180°	0.0	0.0
0°-90°	13828.7	100.0
0°-180°	13828.7	100.0

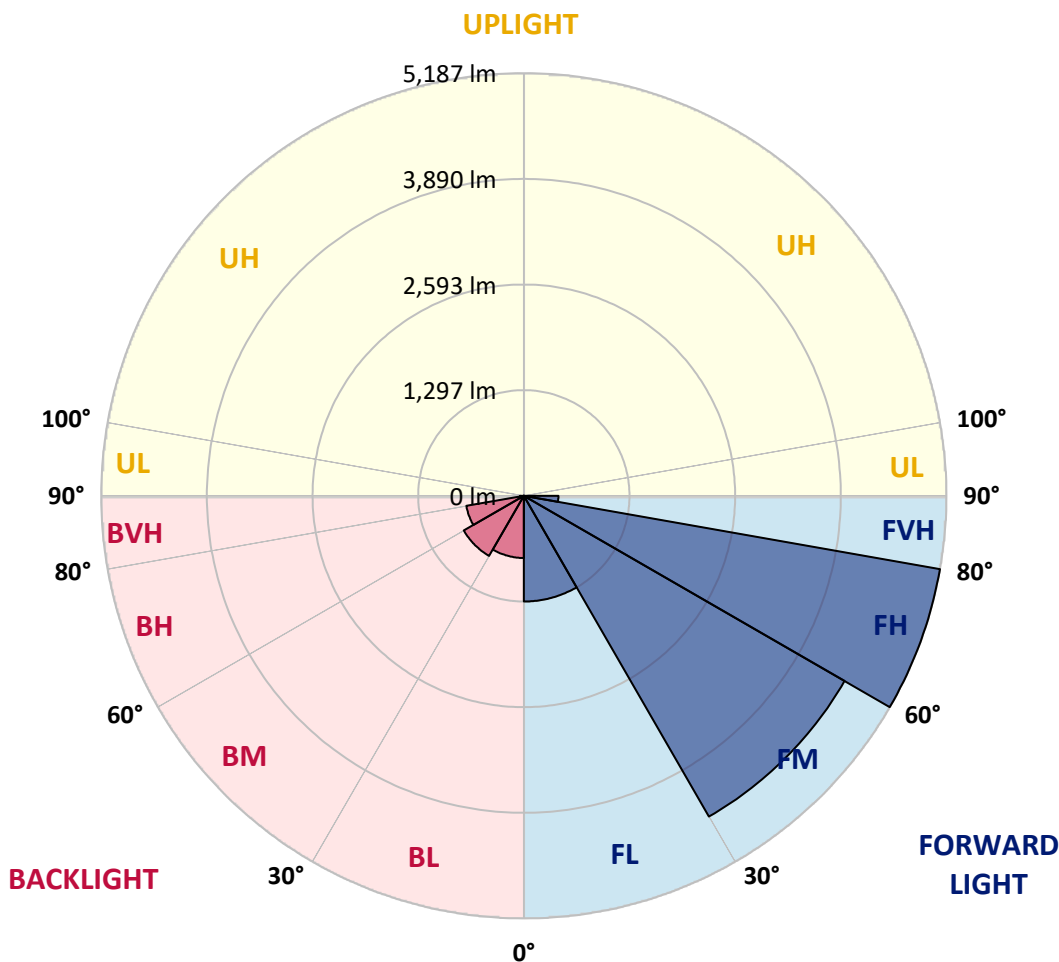


REPORT NUMBER: P675575
 CATALOG NUMBER: CCW-SA-2E-750-U-SL3

LUMINAIRE CLASSIFICATION SYSTEM LUMEN TABLE AND BUG RATING:

Zone	Lumens	% Fixture	Zone Rating/Lumen Limit		
			B	U	G
FL (0°-30°)	1296.6	9.4			
FM (30°-60°)	4545.4	32.9			
FH (60°-80°)	5186.6	37.5			G3/7500
FVH (80°-90°)	424.5	3.1			G3/500
BL (0°-30°)	762.6	5.5	B2/1000		
BM (30°-60°)	851.3	6.2	B1/1000		
BH (60°-80°)	715.9	5.2	B2/1000		G2/1000
BVH (80°-90°)	45.8	0.3			G1/100
UL (90°-100°)	0.0	0.0		U0/0	
UH (100°-180°)	0.0	0.0		U0/0	

BUG Rating: B2-U0-G3
 Type III Medium





REPORT NUMBER: P675575

CATALOG NUMBER: CCW-SA-2E-750-U-SL3

CANDELA DISTRIBUTION (FULL):

	0°	5°	15°	25°	35°	45°	55°	60°	65°	75°	85°
0°	3850.6	3850.6	3850.6	3850.6	3850.6	3850.6	3850.6	3850.6	3850.6	3850.6	3850.6
2.5°	3768.2	3804.3	3814.6	3814.6	3845.5	3809.4	3860.9	3819.7	3830.0	3845.5	3835.2
5°	3588.1	3649.8	3613.8	3680.7	3655.0	3701.3	3763.1	3763.1	3747.6	3778.5	3752.8
7.5°	3413.0	3392.4	3454.2	3454.2	3495.4	3557.2	3608.7	3660.1	3665.3	3675.6	3670.4
10°	3176.2	3202.0	3232.9	3274.0	3325.5	3387.3	3495.4	3536.6	3546.9	3608.7	3593.2
12.5°	2980.6	3016.6	3037.2	3119.6	3165.9	3253.5	3377.0	3433.6	3438.8	3526.3	3526.3
15°	2836.5	2857.1	2903.4	2934.3	3037.2	3160.8	3279.2	3330.7	3387.3	3480.0	3454.2
17.5°	2738.7	2764.4	2785.0	2826.2	2924.0	3026.9	3212.3	3243.2	3310.1	3443.9	3413.0
20°	2682.0	2687.2	2718.1	2743.8	2831.3	2929.1	3093.9	3176.2	3263.7	3382.1	3351.3
22.5°	2692.3	2671.7	2666.6	2702.6	2718.1	2810.7	3011.5	3099.0	3222.6	3361.6	3310.1
25°	2712.9	2718.1	2707.8	2676.9	2682.0	2764.4	2898.2	3011.5	3150.5	3356.4	3253.5
27.5°	2764.4	2790.1	2749.0	2718.1	2687.2	2718.1	2857.1	2939.4	3093.9	3382.1	3248.3
30°	2815.9	2841.6	2831.3	2785.0	2723.2	2712.9	2810.7	2913.7	3063.0	3402.7	3248.3
32.5°	2893.1	2929.1	2893.1	2908.5	2836.5	2790.1	2826.2	2918.8	3093.9	3474.8	3253.5
35°	2980.6	3011.5	3021.8	2985.8	2970.3	2882.8	2903.4	2949.7	3124.8	3557.2	3304.9
37.5°	3078.4	3114.5	3145.3	3150.5	3099.0	3047.5	3037.2	3063.0	3202.0	3701.3	3361.6
40°	3145.3	3165.9	3227.7	3279.2	3294.6	3222.6	3217.4	3217.4	3341.0	3830.0	3464.5
42.5°	3258.6	3248.3	3335.8	3428.5	3454.2	3413.0	3423.3	3464.5	3536.6	4015.3	3629.2
45°	3315.2	3304.9	3407.9	3562.3	3680.7	3660.1	3670.4	3685.9	3752.8	4308.8	3907.2
47.5°	3392.4	3402.7	3552.0	3727.1	3850.6	3922.7	3979.3	3974.2	4025.6	4607.3	4216.1
50°	3469.7	3490.3	3670.4	3855.8	4072.0	4195.5	4277.9	4334.5	4386.0	4921.4	4571.3
52.5°	3618.9	3639.5	3840.3	4041.1	4319.1	4499.2	4705.1	4700.0	4705.1	5235.4	4926.5
55°	3835.2	3840.3	3958.7	4190.4	4566.2	4895.6	5178.8	5209.6	5122.1	5626.6	5333.2
57.5°	4082.3	4102.8	4205.8	4380.8	4761.8	5276.6	5709.0	5770.8	5534.0	5945.8	5703.8
60°	4313.9	4329.4	4488.9	4689.7	5101.5	5755.3	6244.4	6316.4	6059.0	6337.0	6089.9
62.5°	4051.4	4128.6	4411.7	4869.9	5698.7	6481.2	6923.9	6970.2	6568.7	6733.4	6501.8
65°	3243.2	3294.6	3701.3	4442.6	5739.9	7799.0	7974.0	7850.5	7268.8	7243.0	7124.6
67.5°	1806.9	1848.1	2126.1	2903.4	4833.8	8293.2	10234.0	9327.9	8355.0	8010.1	7968.9
70°	1426.0	1436.3	1472.3	1631.9	2682.0	7310.0	12015.1	12056.3	10131.0	9065.4	8149.1
72.5°	1158.3	1153.1	1261.2	1400.2	1585.5	4386.0	11454.0	13039.5	11490.0	8787.4	7098.9
75°	885.4	900.9	1039.9	1240.6	1451.7	2064.3	8545.5	10728.2	10764.2	8190.3	5987.0
77.5°	674.4	679.5	834.0	1096.5	1420.8	1456.8	5575.1	7994.6	8030.7	6342.2	3299.8
80°	504.5	504.5	633.2	926.6	1384.8	1343.6	3433.6	5544.3	5019.2	2229.0	720.7
82.5°	288.3	308.9	422.1	705.3	1256.1	1292.1	1935.6	3176.2	2120.9	607.4	334.6
85°	154.4	159.6	257.4	473.6	1034.7	1235.5	1477.4	1580.4	844.2	324.3	154.4
87.5°	56.6	56.6	118.4	241.9	653.8	916.3	1173.7	1009.0	483.9	149.3	77.2
90°	0.0	0.0	0.0	0.0	0.0	0.0	0.0	0.0	0.0	0.0	0.0



REPORT NUMBER: P675575

CATALOG NUMBER: CCW-SA-2E-750-U-SL3

CANDELA DISTRIBUTION (continued):

	90°	95°	105°	115°	125°	135°	145°	155°	165°	175°	180°
0°	3850.6	3850.6	3850.6	3850.6	3850.6	3850.6	3850.6	3850.6	3850.6	3850.6	3850.6
2.5°	3845.5	3824.9	3809.4	3824.9	3768.2	3742.5	3773.4	3757.9	3727.1	3711.6	3701.3
5°	3768.2	3742.5	3716.8	3701.3	3639.5	3577.8	3546.9	3485.1	3433.6	3449.1	3418.2
7.5°	3685.9	3660.1	3582.9	3510.8	3387.3	3263.7	3207.1	3119.6	3088.7	3063.0	3047.5
10°	3582.9	3536.6	3418.2	3274.0	3093.9	2954.9	2810.7	2707.8	2599.7	2553.3	2568.8
12.5°	3454.2	3428.5	3243.2	3021.8	2769.6	2537.9	2368.0	2203.3	2059.1	1981.9	1961.3
15°	3397.6	3320.4	3052.7	2759.3	2440.1	2151.8	1899.6	1611.3	1441.4	1359.0	1359.0
17.5°	3335.8	3191.7	2872.5	2471.0	2105.5	1734.8	1379.6	1117.1	983.2	936.9	936.9
20°	3238.0	3078.4	2661.4	2198.1	1755.4	1307.6	988.4	844.2	803.1	772.2	777.3
22.5°	3165.9	2970.3	2465.8	1930.4	1389.9	972.9	777.3	731.0	715.6	705.3	710.4
25°	3083.6	2841.6	2259.9	1642.2	1091.3	767.0	674.4	653.8	664.1	669.2	669.2
27.5°	3016.6	2733.5	2048.9	1333.3	823.7	648.6	607.4	602.3	622.9	633.2	638.3
30°	2970.3	2635.7	1842.9	1050.2	658.9	576.6	556.0	556.0	581.7	592.0	597.2
32.5°	2924.0	2553.3	1621.6	803.1	561.1	514.8	509.6	514.8	530.2	530.2	535.4
35°	2939.4	2476.1	1410.5	648.6	504.5	473.6	473.6	473.6	478.8	483.9	483.9
37.5°	2970.3	2455.5	1184.0	545.7	463.3	442.7	442.7	437.6	442.7	437.6	442.7
40°	3001.2	2424.6	978.1	483.9	437.6	422.1	417.0	406.7	401.5	401.5	406.7
42.5°	3129.9	2465.8	803.1	442.7	417.0	406.7	391.2	380.9	375.8	375.8	375.8
45°	3294.6	2543.0	664.1	422.1	401.5	375.8	365.5	360.4	350.1	355.2	360.4
47.5°	3541.7	2661.4	581.7	406.7	386.1	355.2	344.9	334.6	334.6	344.9	344.9
50°	3866.0	2857.1	530.2	391.2	370.6	339.8	324.3	319.2	319.2	334.6	334.6
52.5°	4216.1	3083.6	509.6	386.1	355.2	324.3	308.9	303.7	303.7	324.3	324.3
55°	4566.2	3361.6	525.1	386.1	344.9	308.9	293.4	283.1	288.3	303.7	303.7
57.5°	4952.2	3660.1	602.3	386.1	334.6	303.7	283.1	267.7	272.8	278.0	278.0
60°	5374.4	4051.4	736.1	386.1	329.5	293.4	267.7	247.1	247.1	252.2	252.2
62.5°	5801.6	4437.5	926.6	391.2	334.6	288.3	247.1	226.5	221.4	226.5	226.5
65°	6362.8	5055.2	1117.1	391.2	350.1	278.0	231.7	205.9	200.8	200.8	205.9
67.5°	7150.4	5497.9	864.8	375.8	360.4	278.0	216.2	190.5	180.2	180.2	180.2
70°	6733.4	4638.2	550.8	350.1	344.9	288.3	205.9	175.0	164.7	159.6	159.6
72.5°	5765.6	3711.6	442.7	329.5	319.2	283.1	195.6	164.7	149.3	144.1	144.1
75°	4622.8	2929.1	386.1	298.6	278.0	236.8	180.2	149.3	139.0	128.7	128.7
77.5°	2265.1	1225.2	293.4	262.5	236.8	180.2	159.6	139.0	123.5	113.3	113.3
80°	566.3	427.3	216.2	205.9	175.0	139.0	128.7	118.4	108.1	97.8	97.8
82.5°	303.7	252.2	154.4	139.0	118.4	97.8	97.8	92.7	87.5	77.2	72.1
85°	154.4	149.3	103.0	92.7	77.2	61.8	66.9	66.9	61.8	46.3	46.3
87.5°	82.4	82.4	51.5	41.2	36.0	30.9	30.9	30.9	25.7	20.6	20.6
90°	0.0	0.0	0.0	0.0	0.0	0.0	0.0	0.0	0.0	0.0	0.0

(END OF REPORT)